


Relay Station Universal Light Management





Multifunctional use

The new 8-gang Relay station universal has eight floating contacts for switching, push-button control and movement of e.g. blinds including louvre adjustment. These functions are possible in a mixed mode: the lighting can be controlled for example via connections A 1 and A 2, the blinds can be moved using A 3 to A 6 while connections A 7 and A 8 are responsible for lighting control.

The relay station also provides a central switching function "All ON, All OFF". This is controlled via the "Central Switching Mode" and only influences switch outputs. Push-button or shutter outputs do not react to it.

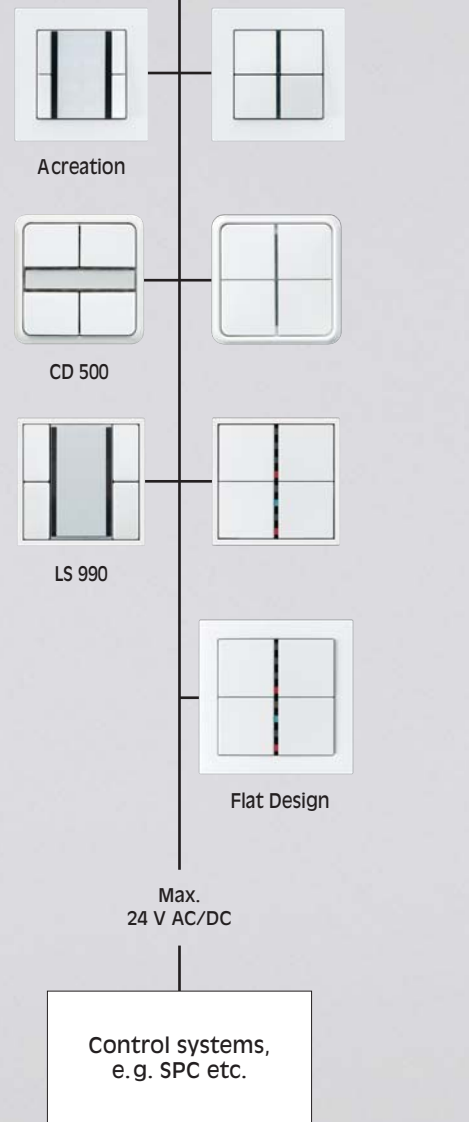
A particularly practical feature for commissioning: The Relay station can be operated manually via the integrated keypad (electronic manual operation), without needing to connect operator stations. The status LEDs indicate the respective operating mode.




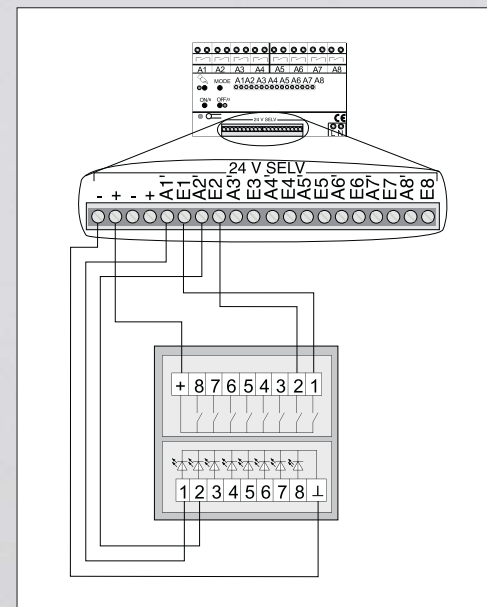


Push-button sensors for connection to the Relay station universal

The 8-gang Relay station universal is controlled via push-button sensors AC/DC 24 V 20 mA. This enables both the lighting to be regulated and the blinds or shutters to be moved. The 24 V push-button sensors are available in the AS 500, A, CD and LS ranges as well as in the Flat Design.



Example for push-button connection

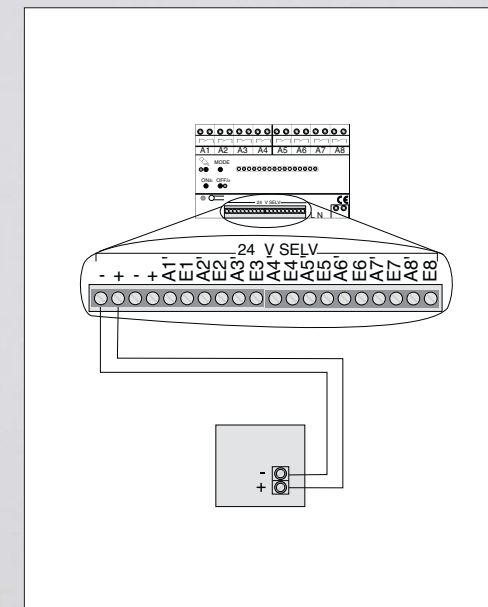


Connection of the new Sensor modules

The 8-gang Relay station universal is used as a control centre for sensory switching. The new Sensor modules are connected for this purpose. Its surface is divided into 16 freely selectable switching points which can be assigned lighting and shading control functions. As a further option, the switching points can be combined together in groups; lightly pressing the Sensor surface is sufficient to control the programmed function. The Sensor modules can be integrated in the LS programs and the Flat Design. Up to four Sensor modules can be connected simultaneously to the Relay station.



Example for Sensor module connection



JUNG

P-GB-RSU 08



4 011377 042599

A. JUNG GMBH & CO. KG
P.O. Box 13 20
D-58569 Schalksmühle
Germany
Phone: +49.2355.806553
Fax: +49.2355.806254
E-mail: mail.vka@jung.de
Internet: www.jung.de

For sales contacts in your
country see:
www.jung-salescontact.com